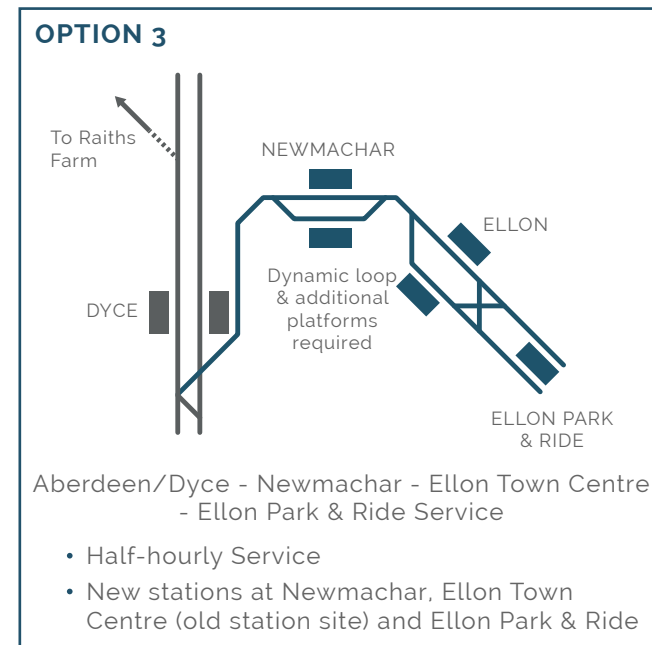
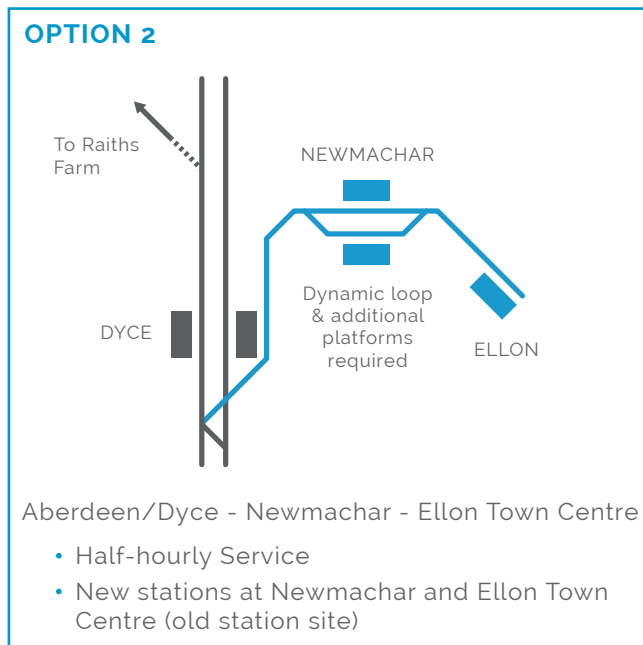
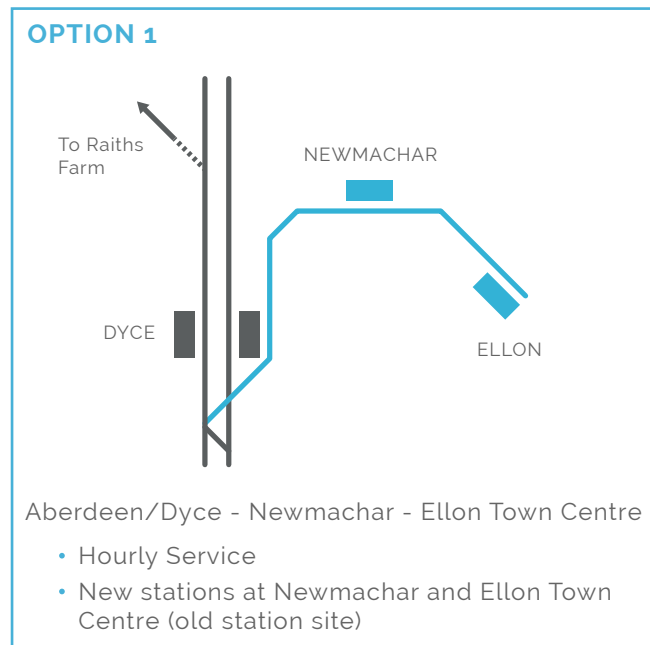


# FPASTS ELLON RAIL STUDY

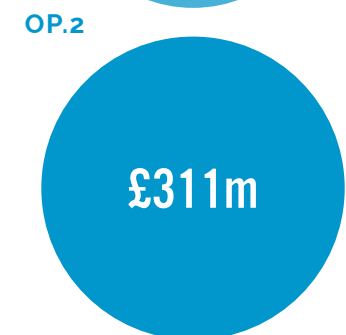
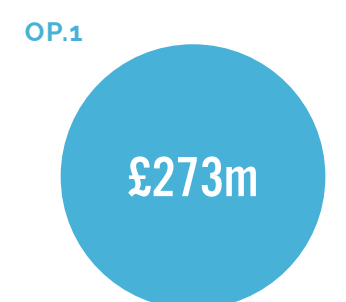
## OPTIONS ASSESSED



## INFRASTRUCTURE ELEMENTS

DISTINGUISHING INFRASTRUCTURE ELEMENTS	OPTION 1	OPTION 2	OPTION 3
Doubling of track north of Aberdeen Station		●	●
Re-modelling of Dyce station to provide new junction	●	●	●
Single platform station at Newmachar	●		
Twin platform station at Newmachar		●	●
Revised alignment to remove s-curves at Newmachar	●	●	●
Dynamic loop at Newmachar		●	●
Single platform station at Ellon	●	●	
Twin platform station at Ellon with double track approach			●
Double track extension on new alignment between Ellon and new Ellon P&R station (island platform)			●

## COSTS



## DEMAND & REVENUE FORECASTS

OPTIONS	YEAR	AV. WEEKLY DEMAND	ANNUAL DEMAND	REVENUE (£M)*	RAIL MODE SHARE
1	2021	743	229,100	0.85	2.4%
	2036	1,308	403,200	1.73	4.3%
2	2021	973	299,800	1.16	3.2%
	2036	1,712	527,900	2.35	5.6%
3	2021	1,011	311,800	1.27	3.3%
	2036	1,770	545,700	2.55	5.8%

\*2017 Prices

## APPRAISAL FINDINGS

- Strong performance against transport planning objectives
- Key issues around value for money and affordability
- All options deliver 'poor value for money' with costs outweighing benefits



**BCR**

1	0.24
2	0.28
3	0.24

## BENCHMARKING

Demand Forecasts benchmark well against stations which share geographical and demographic characteristics

STATION	STATUS	POPULATION (CENSUS 2011)	DISTANCE TO ABERDEEN (MILES)	TRAINS PER HOUR (APPROX.)	PATRONAGE NUMBERS (ACTUAL & FORECAST)
Stonehaven	Existing	11,431	16	1-2 (3 during peaks)	535,698 (ORR, 2015/16)
Inverurie	Existing	12,654	17	1 (2 during peaks)	533,972 (ORR, 2015/16)
Laurencekirk	Existing	2,925	30	circa 1 (more during peaks)	104,488 (ORR, 2015/16)
Ellon	Appraisal	10,268	17	1 to 2	320,000-440,000 (2021)
Newmachar	Appraisal	2,460	11	1 to 2	80,000-110,000 (2021)